

Study Title:
**Quantitative suspension test for evaluation of virucidal activity
in the medical area (Phase 2 Step1)**

Microbiological Solutions Limited (MSL)
Gollinrod, Walmersley, Bury, BL9 5NB, UK

Angela Davies, CEO

Customer: Bauer Consultants Limited

Contact name: Eran Bauer

Email: bauer@civil-defence.org

Address: The Old Rectory, Tattershall Road, Kirkby-On-Bain, Woodhall Spa, Lincolnshire, LN10 6YN

PO/Quote number: Q002345



Megan Barrett
Laboratory Manager



Peter Thistlethwaite
Technical Projects Manager

The test results on this report refer only to the items tested as supplied by the customer. This report shall not be reproduced except in full and with written approval of Microbiological Solutions Ltd. All reports are archived for a minimum of 2 years.

The sample will be retained for 1 month unless otherwise requested in writing.

Scope

The standard method BS EN 14476 describes a test method and the minimum requirements for virucidal activity of a chemical disinfectant and antiseptic products that form a homogenous physically stable preparation when diluted with hard water – or in the case of ready to use products that are not diluted when applied, - with water. Products can only be tested at a concentration of 80% (97% with a modified method for special cases) as some dilution is always produced by adding the test organisms and interfering substances. This European Standard applies to products that are used in the medical area in the fields of hygienic handrub, hygienic handwash, instrument disinfection by immersion, surface disinfection by wiping, spraying, flooding or other means and textile disinfection.

This European standard applies to areas and situations where disinfection is medically indicated. Such indication occurs in patient care, for example: In hospitals, in community medical facilities and in dental institutions or in clinics of schools, of kindergartens and of nursing homes, and may occur in the workplace and in the home. It may also include services such as laundries and kitchens supplying products directly for patients.

Outline of Test Method (Obligatory Test Conditions)

A sample of the test product is diluted in synthetic hard water in products diluted at point of use or water in the case of ready to use products is added to a test suspension of viruses in a solution of interfering substance. The mixture is maintained at one of the temperatures and contact times specified in the standard. At the end of this contact time, an aliquot is taken; the virucidal action in this portion is immediately suppressed by a validated method (dilutions of the sample in ice-cold cell maintenance medium). The dilutions are transferred into cell culture units either using monolayer or cell suspension. Infectivity tests are done either by plaque test or quantal tests. After incubation, the titres of infectivity are calculated according to Spearman and Käber or by plaque counting. Reduction of virus infectivity is calculated from differences of Ig virus titres before (virus control) and after treatment with the product. The standard minimum spectrum of test organisms is Poliovirus, Adenovirus and Murine Norovirus.

Acceptance Criteria

The product when tested as above shall demonstrate at least a 4 log₁₀ reduction against the test virus. The test is deemed valid where all control requirements are met.

	Feline coronavirus	COVID-19 (SARS-CoV2)
Realm	Riboviria	Riboviria
Order	Nidovirales	Nidovirales
Family	Coronaviridae	Coronaviridae
Genus	Alphacoronavirus	Betacoronavirus
Species	Alphacoronavirus 1	COVID-19

The members of the family Coronaviridae are enveloped and have a positive sense RNA genome. Coronaviruses have a distinct morphology with an outer ‘corona’ of embedded envelope spikes. These viruses cause a broad spectrum of animal and human disease.

Andrew M.Q. King, Michael J. Adams, Eric B. Carstens, and Elliot J. Lefkowitz 'Virus Taxonomy, Classification and Nomenclature of Viruses, Ninth Report of the International Committee on Taxonomy of Viruses' 2012 ISBN 9780123846846

Test information		Deviation
Name of Product	NATURAMA G3 A-5	/
Batch Number & Expiry Date	N/S	
Date of Delivery	23/03/2020	
Period of Analysis	09/04/2020-14/04/2020	
Manufacturer / Supplier	N/S	
Storage Conditions	Ambient	
Appearance of the Product	Straw coloured liquid	
Neutralisation Method	Dilution	
Product Diluent	Synthetic hard water	
Test Concentrations	1:1, 1:4, 1:8	
Experimental Conditions	Dirty	
Interfering Substance	Dirty 3g/l BSA + 3g/l Erythrocytes	
Test Temperature	20°C ± 1°C	
Temperature of Incubation	37°C ±1°C	
Identification of the Bacterial Strains:	Modified vaccinia virus Ankara (MVA), ATCC VR-1508 Feline Coronavirus, Strain Munich	1
Contact Times	5 & 10 Minutes ± 10 s	
Stability and Appearance During Test	No Change Observed	

Deviations from Standard Method


1 – The product was tested against non standard organism Feline coronavirus, therefore reference inactivation controls were not performed due to no acceptance criteria available.


Test Result Summary


The test product received has achieved a 4-log reduction when tested under the condition stipulated in this report against Vaccinia virus and Feline coronavirus, at concentrations of 1:1 and 1:4,


See page 2 for acceptance criteria and raw data tables below for complete test results.


Summary Vaccinia Virus

Controls					
					
Conditions	Concentration	Contact time	log TCID50	log reduction	Control validation
Virus control (water)	N/A	5 minutes	7.54	N/A	Validated
Cytotoxicity (product)	1:1	N/A	3.00	N/A	Validated
Product suppression control	1:1	Neat	7.33	0.21	Validated
Reference virus inactivation (formaldehyde)	1.4%	5 minutes	4.46	3.08	Validated
Reference virus inactivation (formaldehyde)	1.4%	15 minutes	3.79	3.75	Validated
Cytotoxicity (formaldehyde)	1.4%	N/A	2.75	N/A	Validated


Controls					
					
Conditions	Concentration	Contact time	log TCID50	log reduction	Control validation
Virus control (water)	N/A	10 Minutes	7.46	N/A	Validated


Interference controls					
					
Condition	Concentration	Contact time	log TCID50	Log difference	Control validation
Interference control (untreated)	N/A	N/A	8.38	N/A	N/A
Interference control (treated)	1:1	N/A	8.17	0.21	Validated


Test Results					
					
Condition	Concentration	Contact time	log TCID50	log reduction	Pass/Fail
Test product	1:1	5 minutes	3.00	4.54	Pass
Test product	1:4	5 minutes	3.38	4.17	Pass
Test product	1:8	5 minutes	4.00	3.54	Fail


Test Results					
					
Condition	Concentration	Contact time	log TCID50	log reduction	Pass/Fail
Test product	1:1	10 Minutes	3.00	4.46	Pass
Test product	1:4	10 Minutes	3.25	4.21	Pass
Test product	1:8	10 Minutes	3.88	3.58	Fail


Summary Feline coronavirus

Controls					
					
Conditions	Concentration	Contact time	log TCID50	log reduction	Control validation
Virus control (water)	N/A	5 minutes	7.42	N/A	Validated
Cytotoxicity (product)	1:1	N/A	3.00	N/A	Validated
Product supression control	1:1	Neat	7.38	0.04	Validated

Controls					
					
Conditions	Concentration	Contact time	log TCID50	log reduction	Control validation
Virus control (water)	N/A	10 minutes	7.42	N/A	Validated

Interference controls					
					
Condition	Concentration	Contact time	log TCID50	Log difference	Control validation
Interference control (untreated)	N/A	N/A	8.42	N/A	N/A
Interference control (treated)	1:1	N/A	8.25	0.17	Validated

Test Results				
				
Condition	Concentration	Contact time	log TCID50	log reduction
Test product	1:1	5 minutes	3.00	4.42
Test product	1:4	5 minutes	3.04	4.38
Test product	1:8	5 minutes	3.71	3.71

Test Results				
				
Condition	Concentration	Contact time	log TCID50	log reduction
Test product	1:1	10 minutes	3.00	4.42
Test product	1:4	10 minutes	3.00	4.42
Test product	1:8	10 minutes	3.63	3.79

Raw data

Virus control (water)				Contact time			10 Minutes	
Dilution	Counts						% CPE	p(1-p)
-2	4	4	4	4	4	4	1	0
-3	4	4	4	4	4	4	1	0
-4	4	4	4	4	4	4	1	0
-5	4	4	4	4	4	4	1	0
-6	4	4	4	4	4	4	1	0
-7	4	4	2	2	3	3	0.75	0.1875
-8	1	1	1	1	0	1	0.20833333	0.164931
-9	0	0	0	0	0	0	0	0

Organism <i>Vacciniavirus</i> ATTC VR-1508	
d	1
sum px	1.96
n	8
SD50	-7.46
SE	0.22
xp	-6

Test product		Product concentration			1:1	Contact time		10 Minutes	
Dilution	Counts						% CPE	p(1-p)	
-2	4	4	4	4	4	4	1	0	
-3	2	2	2	2	2	2	0.5	0.25	
-4	0	0	0	0	0	0	0	0	
-5	0	0	0	0	0	0	0	0	
-6	0	0	0	0	0	0	0	0	
-7	0	0	0	0	0	0	0	0	
-8	0	0	0	0	0	0	0	0	
-9	0	0	0	0	0	0	0	0	

Organism <i>Vacciniavirus</i> ATTC VR-1508	
d	1
sum px	1.50
n	8
SD50	-3.00
SE	0.19
xp	-2

Test product		Product concentration			1:4	Contact time		10 Minutes	
Dilution	Counts						% CPE	p(1-p)	
-2	4	4	4	4	4	4	1	0	
-3	3	3	3	3	3	3	0.75	0.1875	
-4	0	0	0	0	0	0	0	0	
-5	0	0	0	0	0	0	0	0	
-6	0	0	0	0	0	0	0	0	
-7	0	0	0	0	0	0	0	0	
-8	0	0	0	0	0	0	0	0	
-9	0	0	0	0	0	0	0	0	

Organism <i>Vacciniavirus</i> ATTC VR-1508	
d	1
sum px	1.75
n	8
SD50	-3.25
SE	0.16
xp	-2

Test product		Product concentration			1:8	Contact time		10 Minutes	
Dilution	Counts						% CPE	p(1-p)	
-2	4	4	4	4	4	4	1	0	
-3	4	4	4	4	4	4	1	0	
-4	1	1	1	1	2	2	0.33333333	0.222222	
-5	1	0	0	0	0	0	0.04166667	0.039931	
-6	0	0	0	0	0	0	0	0	
-7	0	0	0	0	0	0	0	0	
-8	0	0	0	0	0	0	0	0	
-9	0	0	0	0	0	0	0	0	

Organism <i>Vacciniavirus</i> ATTC VR-1508	
d	1
sum px	1.38
n	8
SD50	-3.88
SE	0.19
xp	-3

Raw data

Virus control (water)				Contact time			5 minutes		% CPE	p(1-p)
Dilution	Counts									
-2	4	4	4	4	4	4	4	1	0	
-3	4	4	4	4	4	4	4	1	0	
-4	4	4	4	4	4	4	4	1	0	
-5	4	4	4	4	4	4	4	1	0	
-6	4	4	4	4	4	4	4	1	0	
-7	3	3	4	2	2	4	0.75	0.1875		
-8	1	1	1	2	1	1	0.29166667	0.206597		
-9	0	0	0	0	0	0	0	0	0	

Organism <i>Vacciniavirus</i> ATTC VR-1508	
d	1
sum px	2.04
n	8
SD50	-7.54
SE	0.24
xp	-6

Cytotoxicity (product)				Product concentration			Neat		% CPE	p(1-p)
Dilution	Counts									
-2	4	4	4	4	4	4	4	1	0	
-3	2	2	2	2	2	2	2	0.5	0.25	
-4	0	0	0	0	0	0	0	0	0	
-5	0	0	0	0	0	0	0	0	0	
-6	0	0	0	0	0	0	0	0	0	
-7	0	0	0	0	0	0	0	0	0	
-8	0	0	0	0	0	0	0	0	0	
-9	0	0	0	0	0	0	0	0	0	

Organism <i>Vacciniavirus</i> ATTC VR-1508	
d	1
sum px	1.50
n	8
SD50	-3.00
SE	0.19
xp	-2

Product supression control				Product concentration			Neat		% CPE	p(1-p)
Dilution	Counts									
-2	4	4	4	4	4	4	4	1	0	
-3	4	4	4	4	4	4	4	1	0	
-4	4	4	4	4	4	4	4	1	0	
-5	4	4	4	4	4	4	4	1	0	
-6	4	4	4	4	4	4	4	1	0	
-7	3	3	2	2	2	2	0.58333333	0.243056		
-8	2	2	1	0	1	0	0.25	0.1875		
-9	0	0	0	0	0	0	0	0	0	

Organism <i>Vacciniavirus</i> ATTC VR-1508	
d	1
sum px	1.83
n	8
SD50	-7.33
SE	0.25
xp	-6

Interference control (untreated)				Product concentration			Neat		% CPE	p(1-p)
Dilution	Counts									
-1	4	4	4	4	4	4	4	1	0	
-2	4	4	4	4	4	4	4	1	0	
-3	4	4	4	4	4	4	4	1	0	
-4	4	4	4	4	4	4	4	1	0	
-5	4	4	4	4	4	4	4	1	0	
-6	4	4	4	4	4	4	4	1	0	
-7	4	3	3	4	4	3	0.875	0.109375		
-8	3	3	3	2	2	2	0.625	0.234375		
-9	2	2	1	1	1	1	0.33333333	0.222222		
-10	1	0	0	0	0	0	0.04166667	0.039931		

Organism <i>Vacciniavirus</i> ATTC VR-1508	
d	1
sum px	2.875
n	10
SD50	-8.375
SE	0.2595
xp	-6

Raw data

Interference control (treated)				Product concentration			Neat	
Dilution	Counts						% CPE	p(1-p)
-1	4	4	4	4	4	4	1	0
-2	4	4	4	4	4	4	1	0
-3	4	4	4	4	4	4	1	0
-4	4	4	4	4	4	4	1	0
-5	4	4	4	4	4	4	1	0
-6	4	4	4	4	4	4	1	0
-7	3	3	4	3	2	3	0.75	0.1875
-8	2	2	2	2	2	2	0.5	0.25
-9	1	1	2	2	2	1	0.375	0.234375
-10	0	0	0	0	1	0	0.04166667	0.039931

Organism	Vacciniavirus ATTC VR-1508
d	1
sum px	2.6667
n	10
SD50	-8.167
SE	0.2812
xp	-6

Reference virus inactivation (formaldehyde)				Contact time			5 minutes	
Dilution	Counts						% CPE	p(1-p)
-2	4	4	4	4	4	4	1	0
-3	4	4	4	4	4	4	1	0
-4	4	4	3	2	2	2	0.70833333	0.206597
-5	1	1	1	1	2	0	0.25	0.1875
-6	0	0	0	0	0	0	0	0
-7	0	0	0	0	0	0	0	0
-8	0	0	0	0	0	0	0	0
-9	0	0	0	0	0	0	0	0

Organism	Vacciniavirus ATTC VR-1508
d	1
sum px	1.96
n	8
SD50	-4.46
SE	0.24
xp	-3

Reference virus inactivation (formaldehyde)				Contact time			15 minutes	
Dilution	Counts						% CPE	p(1-p)
-2	4	4	4	4	4	4	1	0
-3	4	4	4	4	4	4	1	0
-4	1	2	2	1	0	0	0.25	0.1875
-5	1	0	0	0	0	0	0.04166667	0.039931
-6	0	0	0	0	0	0	0	0
-7	0	0	0	0	0	0	0	0
-8	0	0	0	0	0	0	0	0
-9	0	0	0	0	0	0	0	0

Organism	Vacciniavirus ATTC VR-1508
d	1
sum px	1.29
n	8
SD50	-3.79
SE	0.18
xp	-3

Cytotoxicity (formaldehyde)								
Dilution	Counts						% CPE	p(1-p)
-2	4	4	4	4	4	4	1	0
-3	1	1	1	1	1	1	0.25	0.1875
-4	0	0	0	0	0	0	0	0
-5	0	0	0	0	0	0	0	0
-6	0	0	0	0	0	0	0	0
-7	0	0	0	0	0	0	0	0
-8	0	0	0	0	0	0	0	0
-9	0	0	0	0	0	0	0	0

Organism	Vacciniavirus ATTC VR-1508
d	1
sum px	1.25
n	8
SD50	-2.75
SE	0.16
xp	-2

Raw data

Test product		Product concentration				1:1	Contact time		5 minutes	
Dilution	Counts						% CPE	p(1-p)		
-2	4	4	4	4	4	4	4	1	0	
-3	2	2	2	2	2	2	2	0.5	0.25	
-4	0	0	0	0	0	0	0	0	0	
-5	0	0	0	0	0	0	0	0	0	
-6	0	0	0	0	0	0	0	0	0	
-7	0	0	0	0	0	0	0	0	0	
-8	0	0	0	0	0	0	0	0	0	
-9	0	0	0	0	0	0	0	0	0	

Organism	
Vacciniavirus	
ATTC VR-1508	
d	1
sum px	1.50
n	8
SD50	-3.00
SE	0.19
xp	-2

Test product		Product concentration				1:4	Contact time		5 minutes	
Dilution	Counts						% CPE	p(1-p)		
-2	4	4	4	4	4	4	4	1	0	
-3	3	3	3	3	4	4	4	0.875	0.109375	
-4	0	0	0	0	0	0	0	0	0	
-5	0	0	0	0	0	0	0	0	0	
-6	0	0	0	0	0	0	0	0	0	
-7	0	0	0	0	0	0	0	0	0	
-8	0	0	0	0	0	0	0	0	0	
-9	0	0	0	0	0	0	0	0	0	

Organism	
Vacciniavirus	
ATTC VR-1508	
d	1
sum px	1.88
n	8
SD50	-3.38
SE	0.13
xp	-2

Test product		Product concentration				1:8	Contact time		5 minutes	
Dilution	Counts						% CPE	p(1-p)		
-2	4	4	4	4	4	4	4	1	0	
-3	4	4	4	4	4	4	4	1	0	
-4	2	2	2	2	2	2	2	0.5	0.25	
-5	0	0	0	0	0	0	0	0	0	
-6	0	0	0	0	0	0	0	0	0	
-7	0	0	0	0	0	0	0	0	0	
-8	0	0	0	0	0	0	0	0	0	
-9	0	0	0	0	0	0	0	0	0	

Organism	
Vacciniavirus	
ATTC VR-1508	
d	1
sum px	1.50
n	8
SD50	-4.00
SE	0.19
xp	-3

Raw data

Virus control (water)				Contact time				10 minutes	
Dilution	Counts						% CPE	p(1-p)	
-2	4	4	4	4	4	4	1	0	
-3	4	4	4	4	4	4	1	0	
-4	4	4	4	4	4	4	1	0	
-5	4	4	4	4	4	4	1	0	
-6	4	4	4	4	4	4	1	0	
-7	3	3	1	1	2	2	0.5	0.25	
-8	1	1	2	1	1	2	0.33333333	0.222222	
-9	1	1	0	0	0	0	0.08333333	0.076389	

Organism <i>Feline Coronavirus</i> Strain Munich	
d	1
sum px	1.92
n	8
SD50	-7.42
SE	0.28
xp	-6

Test product		Product concentration				1:1	Contact time		10 minutes
Dilution	Counts						% CPE	p(1-p)	
-2	4	4	4	4	4	4	1	0	
-3	2	2	2	2	2	2	0.5	0.25	
-4	0	0	0	0	0	0	0	0	
-5	0	0	0	0	0	0	0	0	
-6	0	0	0	0	0	0	0	0	
-7	0	0	0	0	0	0	0	0	
-8	0	0	0	0	0	0	0	0	
-9	0	0	0	0	0	0	0	0	

Organism <i>Feline Coronavirus</i> Strain Munich	
d	1
sum px	1.50
n	8
SD50	-3.00
SE	0.19
xp	-2

Test product		Product concentration				1:4	Contact time		10 minutes
Dilution	Counts						% CPE	p(1-p)	
-2	4	4	4	4	4	4	1	0	
-3	2	2	2	2	2	2	0.5	0.25	
-4	0	0	0	0	0	0	0	0	
-5	0	0	0	0	0	0	0	0	
-6	0	0	0	0	0	0	0	0	
-7	0	0	0	0	0	0	0	0	
-8	0	0	0	0	0	0	0	0	
-9	0	0	0	0	0	0	0	0	

Organism <i>Feline Coronavirus</i> Strain Munich	
d	1
sum px	1.50
n	8
SD50	-3.00
SE	0.19
xp	-2

Test product		Product concentration				1:8	Contact time		10 minutes
Dilution	Counts						% CPE	p(1-p)	
-2	4	4	4	4	4	4	1	0	
-3	4	4	4	4	4	4	1	0	
-4	1	1	1	0	0	0	0.125	0.109375	
-5	0	0	0	0	0	0	0	0	
-6	0	0	0	0	0	0	0	0	
-7	0	0	0	0	0	0	0	0	
-8	0	0	0	0	0	0	0	0	
-9	0	0	0	0	0	0	0	0	

Organism <i>Feline Coronavirus</i> Strain Munich	
d	1
sum px	1.13
n	8
SD50	-3.63
SE	0.13
xp	-3

Raw data

Virus control (water)				Contact time			5 minutes		% CPE	p(1-p)
Dilution	Counts									
-2	4	4	4	4	4	4	4	1	0	
-3	4	4	4	4	4	4	4	1	0	
-4	4	4	4	4	4	4	4	1	0	
-5	4	4	4	4	4	4	4	1	0	
-6	4	4	4	4	4	4	4	1	0	
-7	2	2	3	3	2	3	0.625	0.234375		
-8	2	1	1	1	1	0	0.25	0.1875		
-9	1	0	0	0	0	0	0.04166667	0.039931		

Organism <i>Feline Coronavirus</i> Strain Munich	
d	1
sum px	1.92
n	8
SD50	-7.42
SE	0.26
xp	-6

Cytotoxicity (product)				Product concentration			Neat		% CPE	p(1-p)
Dilution	Counts									
-2	4	4	4	4	4	4	4	1	0	
-3	2	2	2	2	2	2	0.5	0.25		
-4	0	0	0	0	0	0	0	0	0	
-5	0	0	0	0	0	0	0	0	0	
-6	0	0	0	0	0	0	0	0	0	
-7	0	0	0	0	0	0	0	0	0	
-8	0	0	0	0	0	0	0	0	0	
-9	0	0	0	0	0	0	0	0	0	

Organism <i>Feline Coronavirus</i> Strain Munich	
d	1
sum px	1.50
n	8
SD50	-3.00
SE	0.19
xp	-2

Product supression control				Product concentration			Neat		% CPE	p(1-p)
Dilution	Counts									
-2	4	4	4	4	4	4	4	1	0	
-3	4	4	4	4	4	4	4	1	0	
-4	4	4	4	4	4	4	4	1	0	
-5	4	4	4	4	4	4	4	1	0	
-6	4	4	4	4	4	4	4	1	0	
-7	2	2	2	3	3	1	0.54166667	0.248264		
-8	1	1	2	2	2	0	0.33333333	0.222222		
-9	0	0	0	0	0	0	0	0	0	

Organism <i>Feline Coronavirus</i> Strain Munich	
d	1
sum px	1.88
n	8
SD50	-7.38
SE	0.26
xp	-6

Interference control (untreated)				Product concentration			Neat		% CPE	p(1-p)
Dilution	Counts									
-1	4	4	4	4	4	4	4	1	0	
-2	4	4	4	4	4	4	4	1	0	
-3	4	4	4	4	4	4	4	1	0	
-4	4	4	4	4	4	4	4	1	0	
-5	4	4	4	4	4	4	4	1	0	
-6	4	4	4	4	4	4	4	1	0	
-7	4	4	4	4	4	4	4	1	0	
-8	2	2	2	2	3	3	0.58333333	0.243056		
-9	2	2	1	1	0	1	0.29166667	0.206597		
-10	0	0	0	0	0	1	0.04166667	0.039931		

Organism <i>Feline Coronavirus</i> Strain Munich	
d	1
sum px	1.9167
n	10
SD50	-8.417
SE	0.2332
xp	-7

Raw data

Interference control (treated)			Product concentration				Neat	
Dilution	Counts					% CPE	p(1-p)	
-1	4	4	4	4	4	4	1	0
-2	4	4	4	4	4	4	1	0
-3	4	4	4	4	4	4	1	0
-4	4	4	4	4	4	4	1	0
-5	4	4	4	4	4	4	1	0
-6	4	4	4	4	4	4	1	0
-7	4	4	4	4	4	4	1	0
-8	3	3	2	1	1	3	0.54166667	0.248264
-9	1	1	1	2	0	0	0.20833333	0.164931
-10	0	0	0	0	0	0	0	0

Organism <i>Feline Coronavirus</i> Strain Munich	
d	1
sum px	1.75
n	10
SD50	-8.25
SE	0.2143
xp	-7

Test product		Product concentration				1:1	Contact time		5 minutes
Dilution	Counts					% CPE	p(1-p)		
-2	4	4	4	4	4	4	1	0	
-3	2	2	2	2	2	2	0.5	0.25	
-4	0	0	0	0	0	0	0	0	
-5	0	0	0	0	0	0	0	0	
-6	0	0	0	0	0	0	0	0	
-7	0	0	0	0	0	0	0	0	
-8	0	0	0	0	0	0	0	0	
-9	0	0	0	0	0	0	0	0	

Organism <i>Feline Coronavirus</i> Strain Munich	
d	1
sum px	1.50
n	8
SD50	-3.00
SE	0.19
xp	-2

Test product		Product concentration				1:4	Contact time		5 minutes
Dilution	Counts					% CPE	p(1-p)		
-2	4	4	4	4	4	4	1	0	
-3	3	2	2	2	2	2	0.54166667	0.248264	
-4	0	0	0	0	0	0	0	0	
-5	0	0	0	0	0	0	0	0	
-6	0	0	0	0	0	0	0	0	
-7	0	0	0	0	0	0	0	0	
-8	0	0	0	0	0	0	0	0	
-9	0	0	0	0	0	0	0	0	

Organism <i>Feline Coronavirus</i> Strain Munich	
d	1
sum px	1.54
n	8
SD50	-3.04
SE	0.19
xp	-2

Test product		Product concentration				1:8	Contact time		5 minutes
Dilution	Counts					% CPE	p(1-p)		
-2	4	4	4	4	4	4	1	0	
-3	4	4	4	4	4	4	1	0	
-4	2	2	0	0	0	0	0.16666667	0.138889	
-5	1	0	0	0	0	0	0.04166667	0.039931	
-6	0	0	0	0	0	0	0	0	
-7	0	0	0	0	0	0	0	0	
-8	0	0	0	0	0	0	0	0	
-9	0	0	0	0	0	0	0	0	

Organism <i>Feline Coronavirus</i> Strain Munich	
d	1
sum px	1.21
n	8
SD50	-3.71
SE	0.16
xp	-3

